



Account Number: [REDACTED]

Statement Date:

August 20, 201

Service Address: [REDACTED] WEBSTER NY 14580  
 RG&E DETAILED ACCOUNT ACTIVITY

Page 3 of 5



Electricity Service - [REDACTED] - Residential  
 Electricity Rate - RGE Supply Service

Service from: 07/19/13 - 08/19/13  
 PoD ID: [REDACTED]

Meter Number	Current Meter Read Date	Current Meter Read Reading	Previous Meter Read Date	Previous Meter Read Reading	Reading Difference	Billed Usage	Billing Period
[REDACTED]	08/19/13	35339 A	07/19/13	34510 E	829	829 kwh	32 days

Type of read: A - Actual, E - Estimate, C - Customer and N - No read

**Electricity Delivery Charges**

Customer charge							21.38
Delivery charge			829 kwh	@	0.03572		29.61
Transition charge - Jul			336 kwh	@	-0.00604		-2.03
Transition charge - Aug			493 kwh	@	-0.00376		-1.85
Revenue decoupling mech			829 kwh	@	-0.001477		-1.22
NY state assessment			829 kwh	@	0.00189		1.57
SBC/RPS charge			829 kwh	@	0.005919		4.91
<b>Subtotal Electricity Delivery</b>							<b>\$52.37</b>

**Electricity Supply Charges**

Variable supply charge			829 kwh	@	0.06325314		52.44
Merchant function charge - Jul			336 kwh	@	0.007111		2.39
Merchant function charge - Aug			493 kwh	@	0.007136		3.52
<b>Subtotal Electricity Supply</b>							<b>\$58.35</b>

**Electricity Taxes and Surcharges**

Taxes on delivery charges				@	3.0928%		1.62
Taxes on supply charges				@	1.0101%		0.59
<b>Subtotal Electricity Taxes and Surcharges</b>							<b>\$2.21</b>

**Total Electricity Cost**

**\$112.93**



Gas Service - [REDACTED] Residential  
 Gas Rate - RG&E Supply

Service from: 07/19/13 - 08/19/13  
 PoD ID: [REDACTED]

Meter Number	Current Meter Read Date	Current Meter Read Reading	Previous Meter Read Date	Previous Meter Read Reading	Reading Difference	Billed Usage	Billing Period
[REDACTED]	08/19/13	528 A	07/19/13	520 E	8	8 ccf	32 days

Type of read: A - Actual, E - Estimate, C - Customer and N - No read

**Natural Gas Delivery Charges**

Natural gas used (ccf)			8				
Energy content factor			x 1.030300				
Natural gas used (therm)			8.2				
Customer charge							16.30
Included in customer charge			3.0 therm	@	0.00		0.00
Delivery charge for next			5.2 therm	@	0.23097		1.20
Revenue decoupling mech			8.2 therm	@	0.0047		0.04
NY state assessment			8.2 therm	@	0.0127		0.10
SBC charge			8.2 therm	@	0.015751		0.13
<b>Subtotal Natural Gas Delivery</b>							<b>\$17.77</b>

**Natural Gas Supply Charges**

Supply charge - July			3.1 therm	@	0.499844		1.55
Supply charge - August			5.1 therm	@	0.482799		2.46
Merchant function charge - Jul			3.1 therm	@	0.051309		0.16



Account Number: [REDACTED]

Statement Date:

August 20, 2013

Service Address: [REDACTED] WEBSTER NY 14580

Page 4 of 5

Merchant function charge - Aug 5.1 therm @ 0.050941 0.2

Subtotal Natural Gas Supply \$4.4

**Natural Gas Taxes and Surcharges**

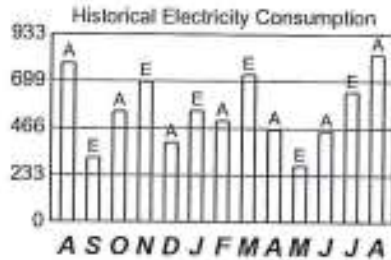
Taxes on delivery charges @ 3.0928% 0.5  
 Taxes on supply charges @ 1.0101% 0.0

Subtotal Natural Gas Taxes and Surcharges \$0.5

**Total Natural Gas Cost \$22.79**

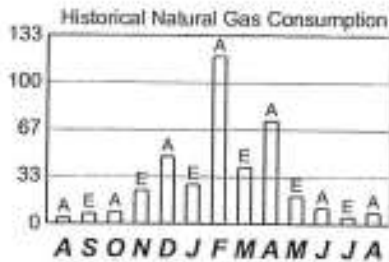
**Total Energy Charges \$135.72**

**Usage Chart Information**



**Electricity Daily Average Comparisons**

Billing Period	Average Daily Use	Average Daily Temp
Aug-13	26 kwh	68° F
Aug-12	26 kwh	73° F



**Natural Gas Daily Average Comparisons**

Billing Period	Average Daily Use	Average Daily Temp
Aug-13	0 therm	68° F
Aug-12	0 therm	73° F

**Miscellaneous Charges**

08/20/13 Late Payment Charge 1.71  
 08/20/13 Payment & billing svcs charge 0.95  
 08/20/13 Payment & billing svcs GRT 0.02

**Total Miscellaneous Charges \$2.68**



Account Number: [REDACTED]  
Statement Date: September 25, 201

Service Address: [REDACTED] WEBSTER NY 14580  
RG&E DETAILED ACCOUNT ACTIVITY

Electricity Service - PSC19 SC1 - Residential  
Electricity Rate - ESCO Supply Service  
Service from: 08/20/13 - 09/18/13  
PoD ID: [REDACTED]

Meter Number	Current Meter Read Date	Current Meter Read Reading	Previous Meter Read Date	Previous Meter Read Reading	Reading Difference	Billed Usage	Billing Period
[REDACTED]	08/20/13	35339 A	08/20/13	35339 A	0	0 kwh	1 days
[REDACTED]	09/18/13	35655 E	08/21/13	35339 A	316	316 kwh	29 days

Type of read: A - Actual, E - Estimate, C - Customer and N - No read

**Electricity Delivery Charges**

Customer charge							21.31
Delivery charge			316 kwh @	0.03572			11.21
Transition charge - Aug			119 kwh @	-0.00376			-0.45
Transition charge - Sep			197 kwh @	-0.00641			-1.26
Revenue decoupling mech			316 kwh @	-0.001477			-0.47
NY state assessment			316 kwh @	0.00189			0.60
SBC/RPS charge			316 kwh @	0.005919			1.87
<b>Subtotal Electricity Delivery</b>							<b>\$32.96</b>

**Electricity Taxes and Surcharges**

Taxes on delivery charges			@	2.0408%			0.67
<b>Subtotal Electricity Taxes and Surcharges</b>							<b>\$0.67</b>

**Total Electricity Cost \$33.63**

Gas Service - [REDACTED] Residential  
Gas Rate - Transportation  
Service from: 08/20/13 - 09/18/13  
PoD ID: [REDACTED]

Meter Number	Current Meter Read Date	Current Meter Read Reading	Previous Meter Read Date	Previous Meter Read Reading	Reading Difference	Billed Usage	Billing Period
[REDACTED]	08/20/13	528 E	08/20/13	528 A	0	0 ccf	1 days
[REDACTED]	09/18/13	546 E	08/21/13	528 E	18	18 ccf	29 days

Type of read: A - Actual, E - Estimate, C - Customer and N - No read

**Natural Gas Delivery Charges**

Natural gas used (ccf)				18			
Energy content factor			x 1,030400				
Natural gas used (therm)				18.5			
Customer charge							16.30
Included in customer charge			3.0 therm @	0.00			0.00
Delivery charge for next			15.5 therm @	0.23097			3.58
Transportation rate adj - Aug			3.1 therm @	0.018295			0.06
Transportation rate adj - Sep			15.4 therm @	0.018195			0.28
Revenue decoupling mech			18.5 therm @	0.0047			0.09
NY state assessment			18.5 therm @	0.0127			0.23
SBC charge			18.5 therm @	0.015751			0.29
<b>Subtotal Natural Gas Delivery</b>							<b>\$20.83</b>

**Natural Gas Taxes and Surcharges**

Taxes on delivery charges			@	2.0408%			0.43
<b>Subtotal Natural Gas Taxes and Surcharges</b>							<b>\$0.43</b>

**Total Natural Gas Cost \$21.26**



Account Number: [REDACTED]

Statement Date:

September 25, 201

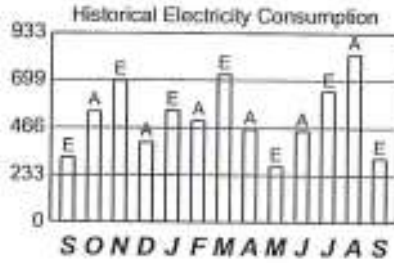
Service Address: [REDACTED] WEBSTER NY 14580

Page 4 of 6

**Total Energy Charges**

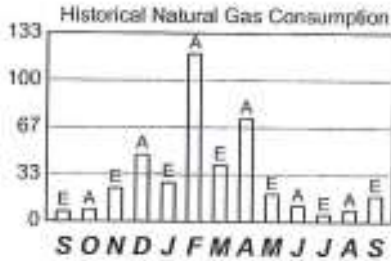
**\$54.89**

**Usage Chart Information**



Electricity Daily Average Comparisons

Billing Period	Average Daily Use	Average Daily Temp
Sep-13	11 kwh	67° F
Sep-12	10 kwh	67° F



Natural Gas Daily Average Comparisons

Billing Period	Average Daily Use	Average Daily Temp
Sep-13	1 therm	67° F
Sep-12	0 therm	67° F

**Miscellaneous Charges**

09/25/13 Late Payment Charge

2.07

**Total Miscellaneous Charges**

**\$2.07**



Service Address: [REDACTED] WEBSTER NY 14580

AMBIT NEW YORK LLC  
1801 N LAMAR ST SUITE 200  
DALLAS TX 75202

www.ambitenergy.com

Account number: [REDACTED]

Please call 877-282-6248 with  
questions concerning your bill.

**Messages**

---

**Electricity Supply Detail**

Actual costs year to date			16.63	
Budgets billed year to date			16.63	
Energy charge	316 kwh	@	0.05262	16.63
<b>Current Electricity Supply Charges</b>				<b>\$16.63</b>

**Natural Gas Supply Detail**

Actual costs year to date			9.12	
Budgets billed year to date			9.12	
Energy charge	18.5 therm	@	0.493096	9.12
<b>Current Natural Gas Supply Charges</b>				<b>\$9.12</b>